



Remark®
Classic OMR Software

SAT Practice Test Sample Reports







1-800-722-6876 www.scantron.com

Remark Classic OMR is a registered trademark of Gravic, Inc.

Student Statistics Report







Overall

Class Average: 65.19%

Student	Scaled Score	Total	Percent
5432109	-	100 / 154	64.94 
6789012	-	114 / 154	74.03 
4567890	-	113 / 154	73.38 
2345676	-	75 / 154	48.70 
2213456	-	100 / 154	64.94 
Mean		100.40	65.19 







Reading

Class Average: 64.23%

Student	Scaled Score	Total	Percent
5432109	27	29 / 52	55.77 
6789012	32	38 / 52	73.08 
4567890	30	35 / 52	67.31 
2345676	26	27 / 52	51.92 
2213456	32	38 / 52	73.08 
Mean	-	33.40	64.23 







Writing Test Score

Class Average: 66.82%

Student	Scaled Score	Total	Percent
5432109	29	30 / 44	68.18 
6789012	32	35 / 44	79.55 
4567890	31	33 / 44	75.00 
2345676	25	23 / 44	52.27 
2213456	26	26 / 44	59.09 
Mean	-	29.40	66.82 

Math Test Score

Class Average: 64.83%

Student	Scaled Score	Total	Percent
5432109	620	41 / 58	70.69 
6789012	620	41 / 58	70.69 
4567890	660	45 / 58	77.59 
2345676	490	25 / 58	43.10 
2213456	580	36 / 58	62.07 
Mean	-	37.60	64.83 

Student Response Report

Legend: Correct: ■ Incorrect: ■ Unanswered or Other Incorrect Response: Multiple Responses: *

Students:	Total Score	Percent Score	Section 1-1	Section 1-2	Section 1-3	Section 1-4	Section 1-5	Section 1-6	Section 1-7	Section 1-8	Section 1-9	Section 1-10	Section 1-11	Section 1-12	Section 1-13	Section 1-14	Section 1-15	Section 1-16	Section 1-17	Section 1-18	Section 1-19	Section 1-20	Section 1-21	Section 1-22	Section 1-23	Section 1-24	Section 1-25	Section 1-26	Section 1-27	Section 1-28	Section 1-29	Section 1-30	Section 1-31	Section 1-32	Section 1-33	Section 1-34	Section 1-35	Section 1-36	Section 1-37	Section 1-38	
Answer Key:	154	100.00	B	A	D	A	C	D	D	B	C	B	A	B	D	A	A	C	C	D	A	B	A	B	D	D	C	B	D	C	A	A	D	B	A	C	B	D	C	C	
5432109	100	64.94	A	B	D	A	A	B	D	C	C	B	A	A	C	B	A	A	C	A	A	D	A	B	A	B	B	B	B	C	C	A	D	A	A	C	A	C	A	C	C
6789012	114	74.03	B	B	D	A	B	D	D	B	C	B	C	B	D	A	B	C	C	D	C	B	A	B	B	D	C	B	D	A	C	A	D	B	B	C	B	D	A	C	
4567890	113	73.38	B	B	D	A	A	D	D	C	C	B	A	B	C	B	A	A	C	D	A	D	A	B	A	B	C	B	B	C	C	A	D	A	A	C	B	C	C	C	
2345676	75	48.70	C	B	D	C	C	B	D	C	C	B	B	B	B	A	B	C	A	C	A	C	B	B	D	B	C	C	D	C	C	B	D	B	B	C	C	D	B	C	
2213456	100	64.94	B	B	D	A	A	D	D	B	C	B	C	B	D	A	D	C	C	D	A	B	A	C	D	D	C	D	D	C	C	A	D	B	C	C	B	D	A	C	
Average:	100.40	65.19	60	0	100	80	20	60	100	40	100	100	40	80	40	60	40	60	80	60	80	40	80	80	40	40	80	60	60	80	0	80	100	60	40	100	60	60	40	100	

Students:	Section 1-39	Section 1-40	Section 1-41	Section 1-42	Section 1-43	Section 1-44	Section 1-45	Section 1-46	Section 1-47	Section 1-48	Section 1-49	Section 1-50	Section 1-51	Section 1-52	Section 2-1	Section 2-2	Section 2-3	Section 2-4	Section 2-5	Section 2-6	Section 2-7	Section 2-8	Section 2-9	Section 2-10	Section 2-11	Section 2-12	Section 2-13	Section 2-14	Section 2-15	Section 2-16	Section 2-17	Section 2-18	Section 2-19	Section 2-20	Section 2-21	Section 2-22	Section 2-23	Section 2-24	Section 2-25	Section 2-26	Section 2-27	Section 2-28
Answer Key:	B	C	B	B	A	A	D	C	B	A	D	B	D	A	D	B	A	C	C	D	B	C	A	A	B	B	A	B	C	C	C	A	D	D	B	D	D	D	B	A	B	C
5432109	B	C	D	B	A	D	D	B	B	A	D	A	D	A	D	B	A	C	C	D	A	C	B	B	B	B	D	B	A	C	C	C	D	D	A	D	D	B	B	A	D	C
6789012	B	D	B	B	A	A	B	C	B	A	B	B	B	A	D	A	A	C	C	D	D	C	A	A	A	B	A	B	C	C	C	A	C	D	B	D	D	B	B	A	B	C
4567890	B	C	D	B	A	D	D	B	B	A	D	A	D	A	D	B	A	C	C	D	B	C	B	B	B	B	A	B	A	C	C	C	D	D	B	D	D	B	B	A	D	C
2345676	B	D	B	B	B	D	A	B	B	D	C	D	A	B	A	A	A	C	B	B	D	A	A	D	B	B	B	A	A	C	B	D	D	B	B	B	D	D	C	A	A	C
2213456	B	C	D	B	C	A	D	A	B	A	D	A	D	C	B	B	A	B	C	D	D	C	A	A	B	A	A	B	A	D	C	A	D	B	B	B	D	D	C	A	A	C
Average:	100	60	40	100	60	40	80	20	100	80	80	20	80	80	60	60	100	60	100	80	40	80	60	60	60	80	60	20	60	100	40	80	80	80	60	80	40	80	80	40	80	

Students:

	Section 2-29	Section 2-30	Section 2-31	Section 2-32	Section 2-33	Section 2-34	Section 2-35	Section 2-36	Section 2-37	Section 2-38	Section 2-39	Section 2-40	Section 2-41	Section 2-42	Section 2-43	Section 2-44	Section 3-1	Section 3-2	Section 3-3	Section 3-4	Section 3-5	Section 3-6	Section 3-7	Section 3-8	Section 3-9	Section 3-10	Section 3-11	Section 3-12	Section 3-13	Section 3-14	Section 3-15	Section 3-16	Section 3-17	Section 3-18	Section 3-19	Section 4-1	Section 4-2	Section 4-3	Section 4-4	Section 4-5	Section 4-6	
Answer Key:	B	D	C	A	A	A	A	B	D	C	A	B	B	C	D	D	D	A	C	B	C	A	B	C	B	A	D	D	B	A	D	2	1600	7	4/5	100	B	C	D	C	D	D
5432109	A	D	C	A	C	A	C	B	D	C	D	B	B	D	D	D	D	C	C	B	A	A	A	C	C	A	D	B	B	C	C	3	15	7	4/	10	D	C	D	C	D	B
6789012	C	D	C	A	A	A	B	B	D	C	B	B	B	C	C	D	B	A	C	C	C	A	A	C	B	A	B	D	B	A	B	2	16	8	.8	10	B	B	D	C	B	D
4567890	A	D	C	A	C	A	C	B	D	C	D	B	B	D	D	D	D	A	C	B	C	A	A	C	C	A	D	B	B	C	C	3	16	7	4/	10	D	C	C	C	D	D
2345676	B	B	C	A	C	A	B	B	B	C	B	B	A	A	D	D	B	A	D	B	A	B	B	D	A	B	B	D	C	A		2	13	7	.8	50	B	D	C	C	C	D
2213456	B	A	C	A	C	A	A	A	D	B	A	D	B	A	B	C	D	C	C	B	B	A	B	C	A	A	B	D	B	C	D	4	16	4	3/	10	B	C	B	C	MU	D
Average:	40	60	100	100	20	100	20	80	80	80	20	80	80	20	60	80	60	60	80	80	40	80	40	80	20	80	40	60	80	40	20	40	60	60	40	80	60	60	40	100	40	80

Students:

	Section 4-7	Section 4-8	Section 4-9	Section 4-10	Section 4-11	Section 4-12	Section 4-13	Section 4-14	Section 4-15	Section 4-16	Section 4-17	Section 4-18	Section 4-19	Section 4-20	Section 4-21	Section 4-22	Section 4-23	Section 4-24	Section 4-25	Section 4-26	Section 4-27	Section 4-28	Section 4-29	Section 4-30	Section 4-31	Section 4-32	Section 4-33	Section 4-34	Section 4-35	Section 4-36	Section 4-37	Section 4-38
Answer Key:	C	D	A	B	A	C	C	C	A	C	B	A	B	D	C	B	B	A	D	B	C	C	D	D	4	107	5/8	96	6	3	1.02	6.11
5432109	C	D	A	C	A	C	C	D	A	C	B	A	C	D	C	B	C	A	D	D	C	C	B	D	4	10	5/	96	6	3	1.	6.
6789012	C	C	A	B	A	D	C	C	B	C	B	B	B	D	B	B	B	A	D	B	A	C	D	D	8	14	5/	96	6	3	1.	6.
4567890	C	D	A	C	A	C	C	C	A	C	B	A	C	D	C	B	C	A	D	D	C	C	A	D	4	10	5/	96	6	3	1.	6.
2345676	B	D	C	A	A	B	C	C	C	C	A	A	B	C	C	C	C	A	D	A	C	A	D	C	6	10	.6	96	8	9	1.	6.
2213456	B	D	A	C	A	B	C	D	A	C	A	A	B	C	C	B	A	A	D	D	C	C	B	D	4	11	5/	98	6	3	1.	6.
Average:	60	80	80	20	100	40	100	60	60	100	60	80	60	60	80	80	20	100	100	20	80	80	40	80	60	80	80	80	80	80	80	80

Student Grade Report

Legend: Incorrect:

Students: 5432109

	Scaled Score	Total Score	Score (%)	
Overall	-	100 / 154	64.94	<div style="width: 64.94%; background-color: #e06666; height: 15px;"></div>
Reading	27	29 / 52	55.77	<div style="width: 55.77%; background-color: #e06666; height: 15px;"></div>
Writing Test Score	29	30 / 44	68.18	<div style="width: 68.18%; background-color: #66cc66; height: 15px;"></div>
Math Test Score	620	41 / 58	70.69	<div style="width: 70.69%; background-color: #66cc66; height: 15px;"></div>

Responses

Question	Response	Correct Answer	Question	Response	Correct Answer	Question	Response	Correct Answer
Section 1-1	A	B	Section 1-48	A		Section 2-43	D	
Section 1-2	B	A	Section 1-49	D		Section 2-44	D	
Section 1-3	D		Section 1-50	A	B	Section 3-1	D	
Section 1-4	A		Section 1-51	D		Section 3-2	C	A
Section 1-5	A	C	Section 1-52	A		Section 3-3	C	
Section 1-6	B	D	Section 2-1	D		Section 3-4	B	
Section 1-7	D		Section 2-2	B		Section 3-5	A	C
Section 1-8	C	B	Section 2-3	A		Section 3-6	A	
Section 1-9	C		Section 2-4	C		Section 3-7	A	B
Section 1-10	B		Section 2-5	C		Section 3-8	C	
Section 1-11	A		Section 2-6	D		Section 3-9	C	B
Section 1-12	A	B	Section 2-7	A	B	Section 3-10	A	
Section 1-13	C	D	Section 2-8	C		Section 3-11	D	
Section 1-14	B	A	Section 2-9	B	A	Section 3-12	B	D
Section 1-15	A		Section 2-10	B	A	Section 3-13	B	
Section 1-16	A	C	Section 2-11	B		Section 3-14	C	A
Section 1-17	C		Section 2-12	B		Section 3-15	C	D
Section 1-18	A	D	Section 2-13	D	A	Section 3-16	3	2
Section 1-19	A		Section 2-14	B		Section 3-17	1500	1600
Section 1-20	D	B	Section 2-15	A	C	Section 3-18	7	
Section 1-21	A		Section 2-16	C		Section 3-19	4/5	
Section 1-22	B		Section 2-17	C		Section 3-20	100	
Section 1-23	A	D	Section 2-18	C	A	Section 4-1	D	B
Section 1-24	B	D	Section 2-19	D		Section 4-2	C	
Section 1-25	B	C	Section 2-20	D		Section 4-3	D	
Section 1-26	B		Section 2-21	A	B	Section 4-4	C	
Section 1-27	B	D	Section 2-22	D		Section 4-5	D	
Section 1-28	C		Section 2-23	D		Section 4-6	B	D
Section 1-29	C	A	Section 2-24	B	D	Section 4-7	C	
Section 1-30	A		Section 2-25	B		Section 4-8	D	
Section 1-31	D		Section 2-26	A		Section 4-9	A	
Section 1-32	A	B	Section 2-27	D	B	Section 4-10	C	B
Section 1-33	A		Section 2-28	C		Section 4-11	A	
Section 1-34	C		Section 2-29	A	B	Section 4-12	C	
Section 1-35	A	B	Section 2-30	D		Section 4-13	C	
Section 1-36	C	D	Section 2-31	C		Section 4-14	D	C
Section 1-37	C		Section 2-32	A		Section 4-15	A	
Section 1-38	C		Section 2-33	C	A	Section 4-16	C	
Section 1-39	B		Section 2-34	A		Section 4-17	B	
Section 1-40	C		Section 2-35	C	A	Section 4-18	A	
Section 1-41	D	B	Section 2-36	B		Section 4-19	C	B
Section 1-42	B		Section 2-37	D		Section 4-20	D	
Section 1-43	A		Section 2-38	C		Section 4-21	C	
Section 1-44	D	A	Section 2-39	D	A	Section 4-22	B	
Section 1-45	D		Section 2-40	B		Section 4-23	C	B
Section 1-46	B	C	Section 2-41	B		Section 4-24	A	
Section 1-47	B		Section 2-42	D	C	Section 4-25	D	

Student Grade Report







Legend: Incorrect: □

Question	Response	Correct Answer
Section 4-26	D	B
Section 4-27	C	
Section 4-28	C	
Section 4-29	B	D
Section 4-30	D	
Section 4-31	4	
Section 4-32	107	
Section 4-33	5/8	
Section 4-34	96	
Section 4-35	6	
Section 4-36	3	
Section 4-37	1.02	
Section 4-38	6.11	

Student Statistics Report







Overall

Class Average: 65.19%

Student	Scaled Score	Total	Percent
5432109	-	100 / 154	64.94 
6789012	-	114 / 154	74.03 
4567890	-	113 / 154	73.38 
2345676	-	75 / 154	48.70 
2213456	-	100 / 154	64.94 
Mean		100.40	65.19 







Expressions of Ideas

Class Average: 64.17%

Student	Scaled Score	Total	Percent
5432109	8	12 / 24	50.00 
6789012	11	17 / 24	70.83 
4567890	10	16 / 24	66.67 
2345676	9	14 / 24	58.33 
2213456	11	18 / 24	75.00 
Mean	-	15.40	64.17 







Standard English Conventions

Class Average: 69.00%

Student	Scaled Score	Total	Percent
5432109	10	16 / 20	80.00 
6789012	10	15 / 20	75.00 
4567890	11	17 / 20	85.00 
2345676	7	11 / 20	55.00 
2213456	7	10 / 20	50.00 
Mean	-	13.80	69.00 







Words in Context

Class Average: 63.33%

Student	Scaled Score	Total	Percent
5432109	7	8 / 18	44.44 
6789012	11	14 / 18	77.78 
4567890	9	12 / 18	66.67 
2345676	7	8 / 18	44.44 
2213456	12	15 / 18	83.33 
Mean	-	11.40	63.33 







Command of Evidence

Class Average: 62.22%

Student	Scaled Score	Total	Percent
5432109	10	12 / 18	66.67 
6789012	9	10 / 18	55.56 
4567890	10	12 / 18	66.67 
2345676	9	10 / 18	55.56 
2213456	10	12 / 18	66.67 
Mean	-	11.20	62.22 







Heart of Algebra

Class Average: 67.37%

Student	Scaled Score	Total	Percent
5432109	10	15 / 19	78.95 
6789012	8	10 / 19	52.63 
4567890	10	15 / 19	78.95 
2345676	8	10 / 19	52.63 
2213456	10	14 / 19	73.68 
Mean	-	12.80	67.37 







Problem Solving and Data Analysis

Class Average: 62.35%

Student	Scaled Score	Total	Percent
5432109	10	12 / 17	70.59 
6789012	10	12 / 17	70.59 
4567890	12	14 / 17	82.35 
2345676	7	7 / 17	41.18 
2213456	8	8 / 17	47.06 
Mean	-	10.60	62.35 

Passport to Advanced Math

Class Average: 65.00%

Student	Scaled Score	Total	Percent
5432109	12	10 / 16	62.50 
6789012	14	14 / 16	87.50 
4567890	12	11 / 16	68.75 
2345676	9	6 / 16	37.50 
2213456	12	11 / 16	68.75 
Mean	-	10.40	65.00 

Student Grade Report

Legend: Incorrect:

Students: 5432109

	Scaled Score	Total Score	Score (%)	
Overall	-	100 / 154	64.94	<div style="width: 64.94%; background-color: #c00000; border: 1px solid black;"></div>
Expressions of Ideas	8	12 / 24	50.00	<div style="width: 50%; background-color: #c00000; border: 1px solid black;"></div>
Standard English Conventions	10	16 / 20	80.00	<div style="width: 80%; background-color: #008000; border: 1px solid black;"></div>
Words in Context	7	8 / 18	44.44	<div style="width: 44.44%; background-color: #c00000; border: 1px solid black;"></div>
Command of Evidence	10	12 / 18	66.67	<div style="width: 66.67%; background-color: #008000; border: 1px solid black;"></div>
Heart of Algebra	10	15 / 19	78.95	<div style="width: 78.95%; background-color: #008000; border: 1px solid black;"></div>
Problem Solving and Data Analysis	10	12 / 17	70.59	<div style="width: 70.59%; background-color: #008000; border: 1px solid black;"></div>
Passport to Advanced Math	12	10 / 16	62.50	<div style="width: 62.5%; background-color: #c00000; border: 1px solid black;"></div>

Responses

Question	Response	Correct Answer	Question	Response	Correct Answer	Question	Response	Correct Answer
Section 1-1	A	B	Section 1-43	A		Section 2-33	C	A
Section 1-2	B	A	Section 1-44	D	A	Section 2-34	A	
Section 1-3	D		Section 1-45	D		Section 2-35	C	A
Section 1-4	A		Section 1-46	B	C	Section 2-36	B	
Section 1-5	A	C	Section 1-47	B		Section 2-37	D	
Section 1-6	B	D	Section 1-48	A		Section 2-38	C	
Section 1-7	D		Section 1-49	D		Section 2-39	D	A
Section 1-8	C	B	Section 1-50	A	B	Section 2-40	B	
Section 1-9	C		Section 1-51	D		Section 2-41	B	
Section 1-10	B		Section 1-52	A		Section 2-42	D	C
Section 1-11	A		Section 2-1	D		Section 2-43	D	
Section 1-12	A	B	Section 2-2	B		Section 2-44	D	
Section 1-13	C	D	Section 2-3	A		Section 3-1	D	
Section 1-14	B	A	Section 2-4	C		Section 3-2	C	A
Section 1-15	A		Section 2-5	C		Section 3-3	C	
Section 1-16	A	C	Section 2-6	D		Section 3-4	B	
Section 1-17	C		Section 2-7	A	B	Section 3-5	A	C
Section 1-18	A	D	Section 2-8	C		Section 3-6	A	
Section 1-19	A		Section 2-9	B	A	Section 3-7	A	B
Section 1-20	D	B	Section 2-10	B	A	Section 3-8	C	
Section 1-21	A		Section 2-11	B		Section 3-9	C	B
Section 1-22	B		Section 2-12	B		Section 3-10	A	
Section 1-23	A	D	Section 2-13	D	A	Section 3-11	D	
Section 1-24	B	D	Section 2-14	B		Section 3-12	B	D
Section 1-25	B	C	Section 2-15	A	C	Section 3-13	B	
Section 1-26	B		Section 2-16	C		Section 3-14	C	A
Section 1-27	B	D	Section 2-17	C		Section 3-15	C	D
Section 1-28	C		Section 2-18	C	A	Section 3-16	3	2
Section 1-29	C	A	Section 2-19	D		Section 3-17	1500	1600
Section 1-30	A		Section 2-20	D		Section 3-18	7	
Section 1-31	D		Section 2-21	A	B	Section 3-19	4/5	
Section 1-32	A	B	Section 2-22	D		Section 3-20	100	
Section 1-33	A		Section 2-23	D		Section 4-1	D	B
Section 1-34	C		Section 2-24	B	D	Section 4-2	C	
Section 1-35	A	B	Section 2-25	B		Section 4-3	D	
Section 1-36	C	D	Section 2-26	A		Section 4-4	C	
Section 1-37	C		Section 2-27	D	B	Section 4-5	D	
Section 1-38	C		Section 2-28	C		Section 4-6	B	D
Section 1-39	B		Section 2-29	A	B	Section 4-7	C	
Section 1-40	C		Section 2-30	D		Section 4-8	D	
Section 1-41	D	B	Section 2-31	C		Section 4-9	A	
Section 1-42	B		Section 2-32	A		Section 4-10	C	B

Student Grade Report

Legend: Incorrect: 

Question	Response	Correct Answer
Section 4-11	A	
Section 4-12	C	
Section 4-13	C	
Section 4-14	D	C
Section 4-15	A	
Section 4-16	C	
Section 4-17	B	
Section 4-18	A	
Section 4-19	C	B
Section 4-20	D	
Section 4-21	C	
Section 4-22	B	
Section 4-23	C	B
Section 4-24	A	
Section 4-25	D	
Section 4-26	D	B
Section 4-27	C	
Section 4-28	C	
Section 4-29	B	D
Section 4-30	D	
Section 4-31	4	
Section 4-32	107	
Section 4-33	5/8	
Section 4-34	96	
Section 4-35	6	
Section 4-36	3	
Section 4-37	1.02	
Section 4-38	6.11	



Integrated Testing Suite

You've just purchased ParSystem, a powerful software solution that helps universities, corporate training departments and other educational institutions create, administer, and score tests on paper, via networks, or over the Internet. Using unified item banks, easy test creation, and a variety of administration methods, ParSystem enables your organization to make better test questions to accurately measure student achievement. With ParScore, you can easily develop and manage student records and test data, including customized class rosters. You can also merge student test results from standardized tests so performance can be compared across classes or schools institution-wide. With ParTest, you can share item banks with other users and create up to 26 versions of your tests. With ParTest Online, you can import files that allow test takers to work over the Internet. ParSystem elements work together to give you a consistent, easy, and unified assessment approach.

Please visit us at www.scantron.com for a complete overview of ParSystem's system requirements or call us at 1-800-SCANTRON (1-800-722-6876) for more information.